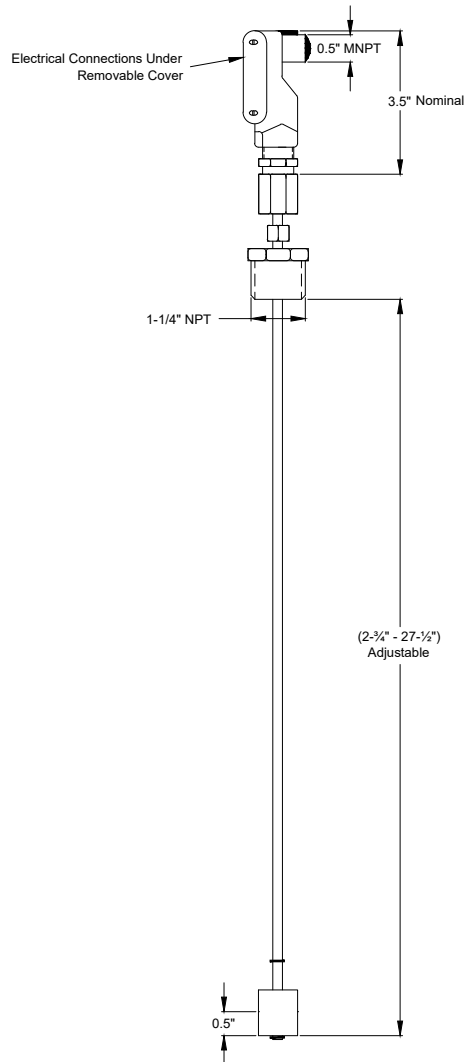


Low Fuel Level Switch

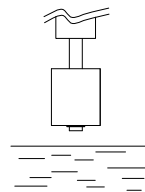


FTA1100

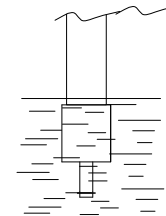
Diesel Engine Fire Pump Controller - Accessory



Float Switch Configuration



The contact is CLOSED when float is above the liquid level.



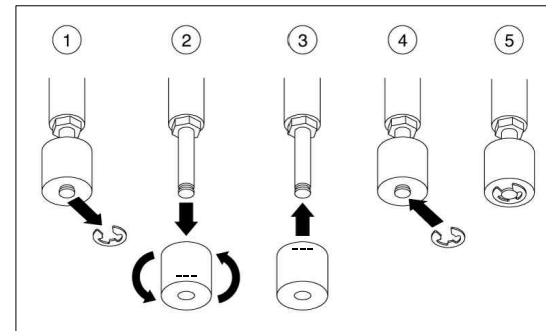
The contact is OPEN when the float is in the liquid

Contact Rating:
Maximum 250V, 20W
(Switch REED)
Pilot Duty Switch

Instructions:

- Fitting Size: 1-1/4" NPT
- Length of Assembly: 2-3/4" - 27-1/2"
- Diameter of Switch: 1-1/4"

How to invert a normally open contact to a normally closed contact



 THIRD ANGLE PROJECTION	SIZE A	BY	DATE
	DRAWN BY	CIR	2-6-20
	FINAL APPROVAL	CIR	2-6-20



© Firetrol, Inc. Not for construction.
Subject to change without notice.

RELEASED	-	-	CIR	CIR	2-6-20
REVISION DESCRIPTION	REV	ECN NO	BY	APP	DATE
DIMENSIONS & WEIGHT	FTA1100-K7A		DRAWING NUMBER		
LOW FUEL LEVEL SWITCH FLOAT 1.25"	DD1100-K7A				
DWG REV	-	ECN NO	-	SHEET 1 OF 1	

All rights reserved. The drawing and the information contained or depicted herein are the sole property of Firetrol, Inc. Copies are communicated to the recipient in strict confidence and may not be retransmitted, published, reproduced, copied or used in any manner, including as the basis for the manufacture or sale of any products, without the express prior written consent of Firetrol, Inc.