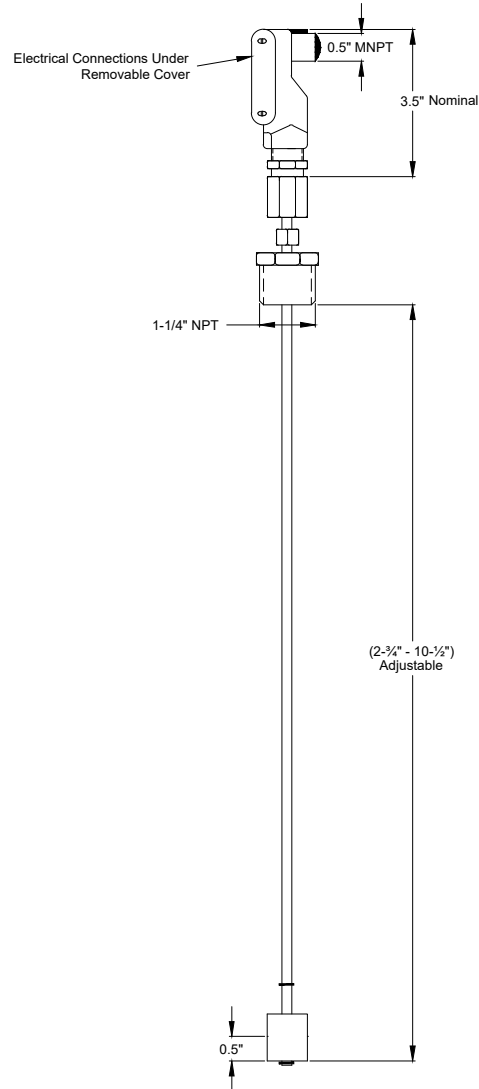


High Fuel Level Switch

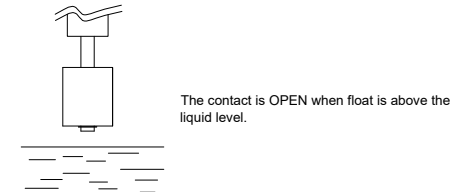
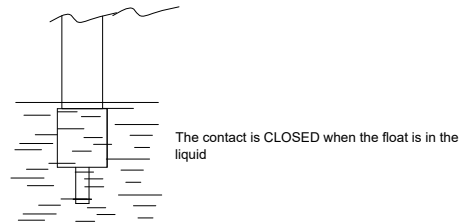


FTA1100

Diesel Engine Fire Pump Controller - Accessory



Float Switch Configuration

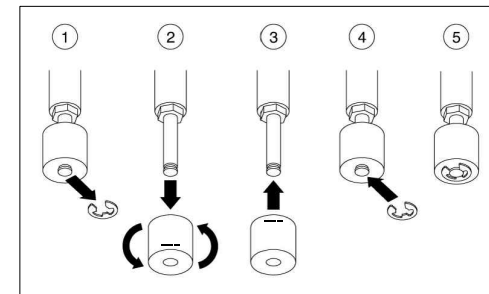


Contact Rating:
Maximum 250V, 20W
(Switch REED)
Pilot Duty Switch

Instructions:

- Fitting Size: 1-1/4" NPT
- Length of Assembly: 2-3/4" - 10-1/2"
- Diameter of Switch: 1-1/4"

How to invert a normally open contact to a normally closed contact



THIRD ANGLE PROJECTION	SIZE	A	BY	CIR	DATE	2-6-20
	DRAWN BY	CIR	2-6-20			
	FINAL APPROVAL	CIR	2-6-20			



© Firetrol, Inc. Not for construction. Subject to change without notice.

RELEASED	-	-	CIR	CIR	2-6-20
REVISION DESCRIPTION	REV	ECN NO	BY	APP	DATE
DIMENSIONS & WEIGHT	FTA1100-K8A		DRAWING NUMBER		
HIGH FUEL LEVEL SWITCH FLOAT 1.25"	DD1100-K8A				
DWG REV	-	ECN NO	-	SHEET 1 OF 1	