Dimensions and Shipping Weight

FTA1350

MARK^{III+} Electric Fire Pump Controllers - Wye-Delta Closed Transition Starting

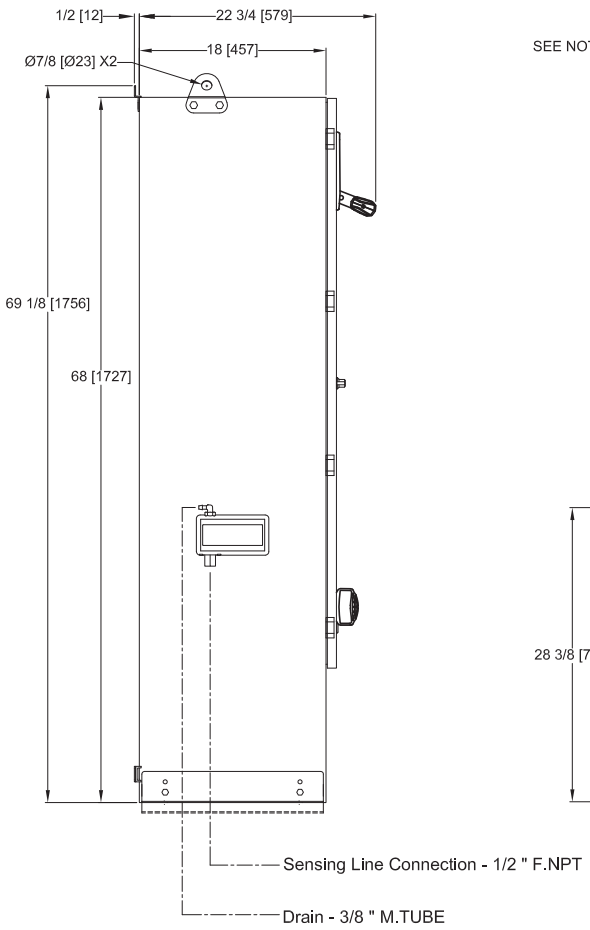

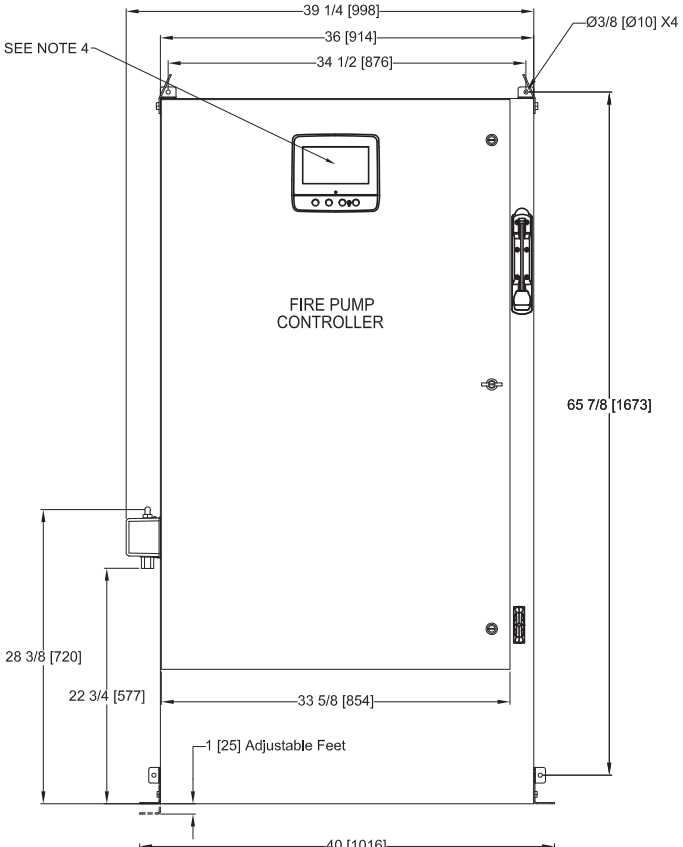

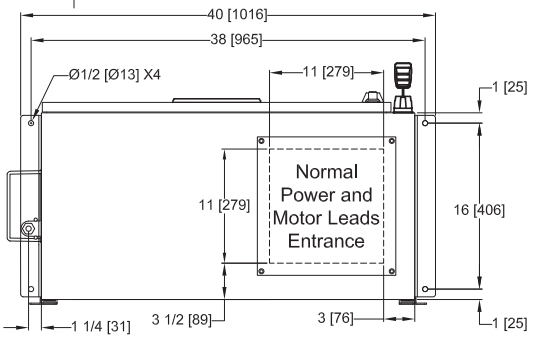

NOTE:
DRAIN CONNECTION MUST BE PIPED TO WASTE DRAIN. FAILURE TO CONNECT TO A FLOOR DRAIN WILL RESULT IN UNSAFE CONDITIONS OF STANDING WATER AROUND CONTROLLER.

VOLTAGE/POWER TABLE	
LINE VOLTAGE	MOTOR HORSEPOWER
208	75-150
220-240	100-200
380-400-415	150-300
440-480	200-450
600	200-500
APPROX SHIPPING WEIGHT: 765 [347]	

NOTES:
1. STANDARD: NEMA 2
2. STANDARD PAINT: TEXTURED RED RAL3002
3. ALL DIMENSIONS IN INCHES [MILLIMETERS] SHIPPING WEIGHT IN POUNDS [KG]
4. CENTER OF MARK III + SCREEN: 61 5/8 [1564] FROM BOTTOM OF ENCLOSURE
5. BOTTOM CONDUIT ENTRANCE THROUGH REMOVABLE GLAND PLATE RECOMMENDED
6. USE WATERTIGHT CONDUIT AND CONNECTOR ONLY
7. PROTECT EQUIPMENT AGAINST DRILLING CHIPS
8. DOOR SWING EQUAL TO DOOR WIDTH
9. DRAWINGS FOR CONSTRUCTION PURPOSES MUST BE OBTAINED FROM FIRETROL OR THE LOCAL FIRETROL REPRESENTATIVE
10. SEISMIC MOUNTING TO BE RIGID WALL AND BASE ONLY

REVISION DESCRIPTION	REV	ECN NO	BY	APP	DATE
REMOVED BELL AND UPDATED THE MARKIII TO MARKIII PLUS	B	-	CIR	CIR	10-27-21

	SIZE	BY	DATE
THIRD ANGLE PROJECTION	A		
	DRAWN BY	CIR	11-5-19
	FINAL APPROVAL	CIR	11-5-19

Firetrol, Inc.

© Firetrol, Inc. Not for construction. Subject to change without notice.

DIMENSIONS & SHIPPING WEIGHT — FTA1350

CLOSED TRANSITION WYE DELTA FIRE PUMP CONTROLLER

DRAWING NUMBER DD1350-72 CDL

DWG REV B — ECN NO -

SHEET 1 OF 1

All rights reserved. The drawing and the information contained or depicted herein are the sole property of Firetrol, Inc. Copies are communicated to the recipient in strict confidence and may not be retransmitted, published, reproduced, copied or used in any manner, including as the basis for the manufacture or sale of any products, without the express prior written consent of Firetrol, Inc.