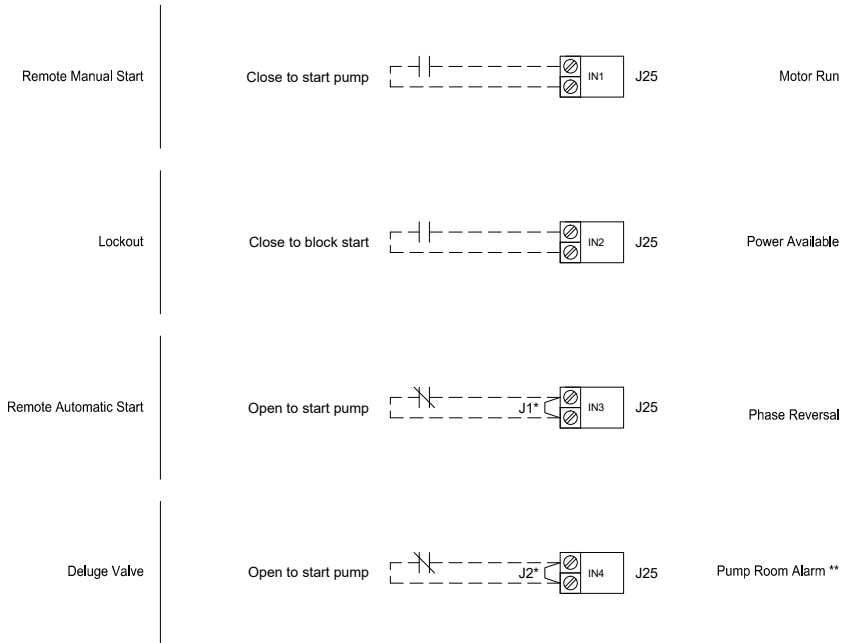


MARK^{III} Electric Fire Pump Controllers - Across The Line Starting

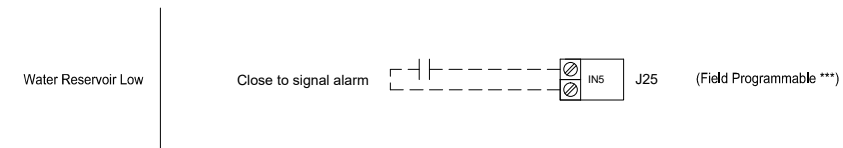
Control Terminals (EB1)

Terminals Wire Size:
24 - 12 AWG
0.5 Nm



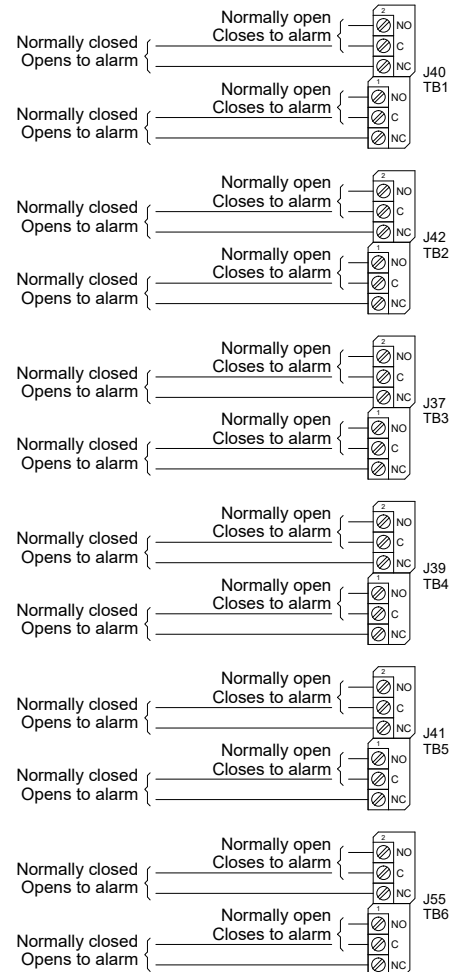
Alarm Inputs (EB1)

Terminals Wire Size:
24 - 12 AWG
0.5 Nm



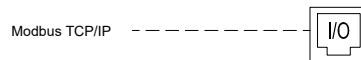
Remote Alarm Terminals (EB1)

Terminals Wire Size:
24 - 12 AWG
0.5 Nm



Network Connection (VMB1)

Shielded Female Connector RJ45



* Remove jumper to use this feature
** Re-assignable
*** Not available on FTA1930 models

Drawing for information only.
Manufacturer reserves the right to modify this drawing without notice.
Contact manufacturer for "As Built" drawing.

	SIZE	A	BY	DATE	<p>© Firetrol, Inc. Not for construction. Subject to change without notice.</p>	RELEASED	-	-	CIR	CIR	11-11-19
	DRAWN BY	CIR	11-10-19			REVISION DESCRIPTION	REV	ECN NO	BY	APP	DATE
	FIELD CONNECTIONS	FTA1000		DRAWING NUMBER		FC1000-60		CDL			
	FINAL APPROVAL	CIR	11-10-19	FULL VOLTAGE FIRE PUMP CONTROLLER		DWG REV	-	ECN NO	-	SHEET 1 OF 1	