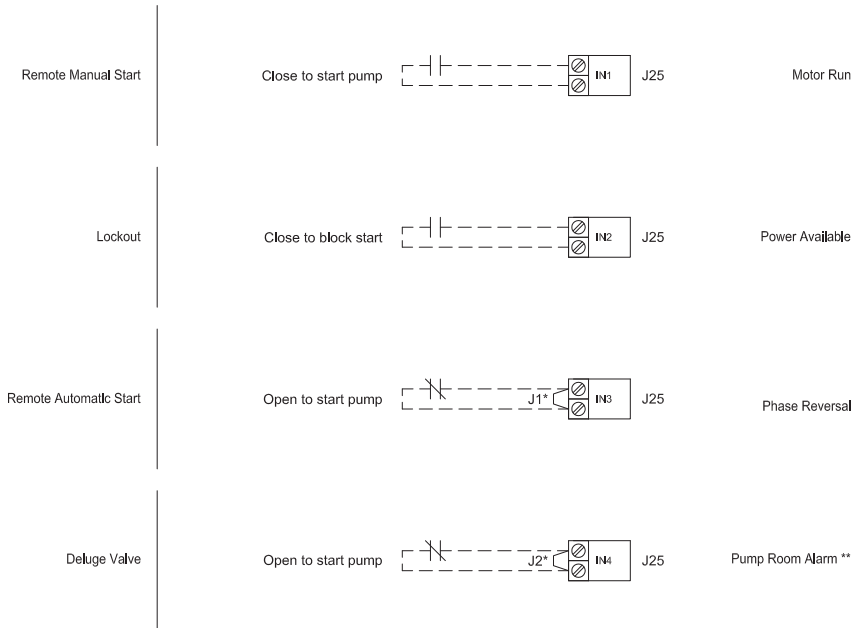


MARK<sup>III</sup> Electric Fire Pump Controllers - Part Winding Starting

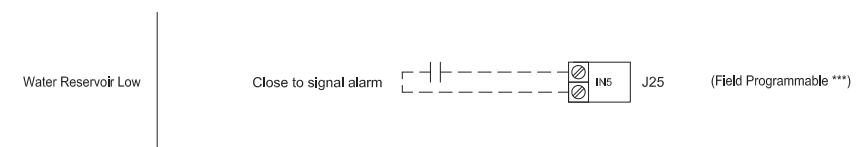
Control Terminals (EB1)

Terminals Wire Size:  
24 - 12 AWG  
0.5 Nm



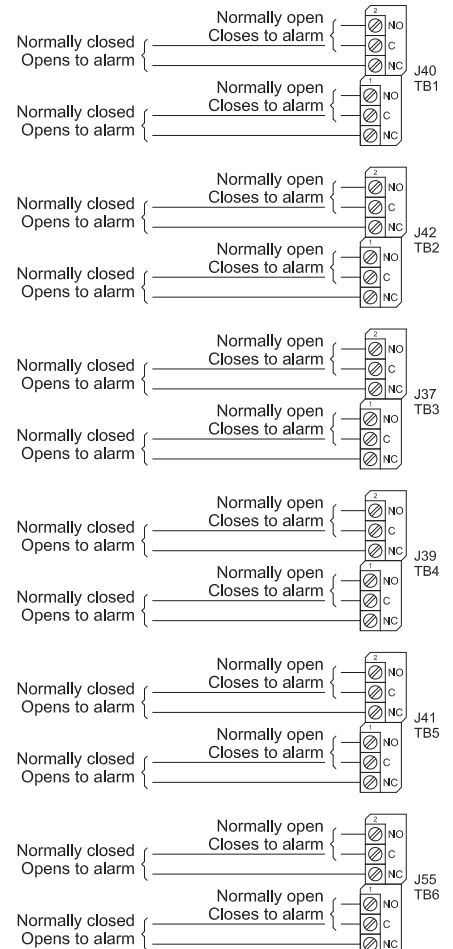
Alarm Inputs (EB1)

Terminals Wire Size:  
24 - 12 AWG  
0.5 Nm



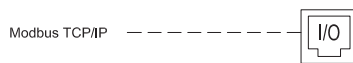
Remote Alarm Terminals (EB1)

Terminals Wire Size:  
24 - 12 AWG  
0.5 Nm



Network Connection (VMB1)

Shielded Female Connector RJ45



Drawing for Information only.  
Manufacturer reserves the right to modify this drawing without notice.  
Contact manufacturer for "As Built" drawing.

\* Remove jumper to use this feature  
\*\* Re-assignable  
\*\*\* Not available on FTA1930 models

	SIZE	A	BY	DATE	<p>© Firetrol, Inc. Not for construction. Subject to change without notice.</p>	RELEASED	-	-	CJR	CJR	11-11-19
	DRAWN BY	CJR	11-10-19	REVISION DESCRIPTION		REV	ECN NO	BY	APP	DATE	
	FIELD CONNECTIONS	FTA1250		DRAWING NUMBER		FC1250-60			CDL		
	FINAL APPROVAL	CJR	11-10-19	PART WINDING FIRE PUMP CONTROLLER		DWG REV	ECN NO	SHEET 1 OF 1			