

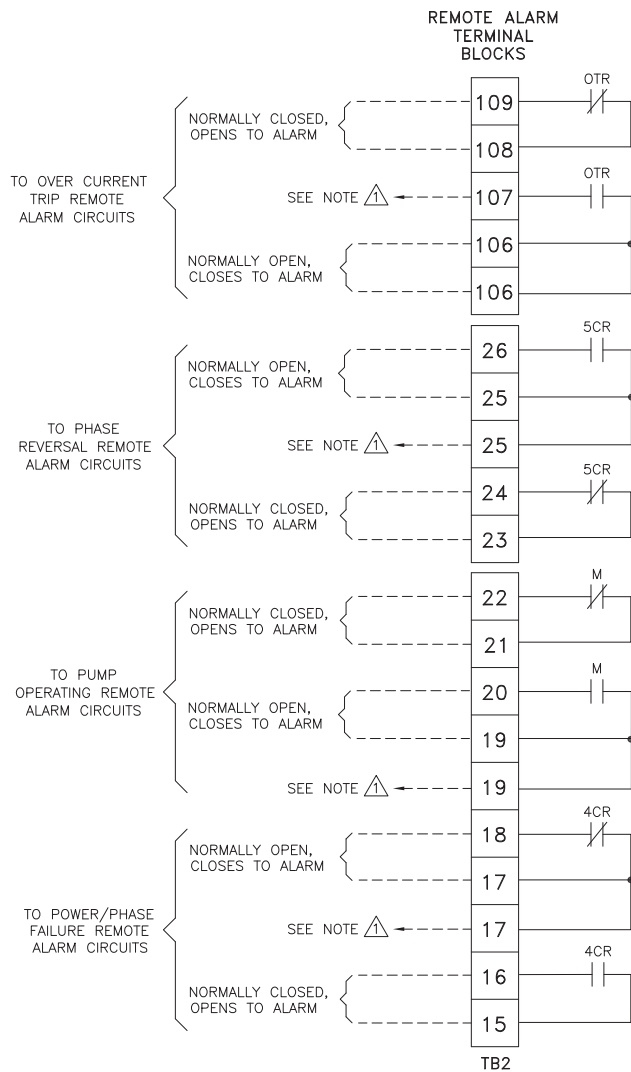


# Mark IIx6 Electric Fire Pump Controllers

# Field Connections

# FTA2000

# Medium Voltage Across The Line Starting



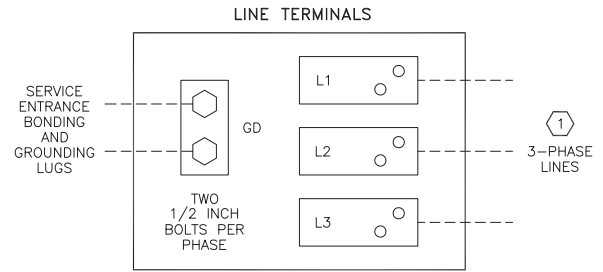
$\triangle$  SPARE TERMINALS PROVIDED FOR PARALLEL CONNECTION OF REMOTE ALARMS (IF REQUIRED)

NOTE: TERMINALS FOR CUSTOMER CONNECTIONS REQUIRE 3.5MM SLOTTED SCREW DRIVER

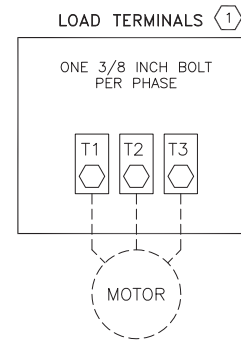
TERMINAL TIGHTENING TORQUE		
TERMINAL TYPE	WIRE SIZE	TIGHTENING TORQUE
CONTROL AND ALARM TERMINALS	#14-12 AWG [2.5-4 MM <sup>2</sup> ]	5.6 lb-in [.6 Nm]

-USE COPPER CONDUCTORS ONLY-

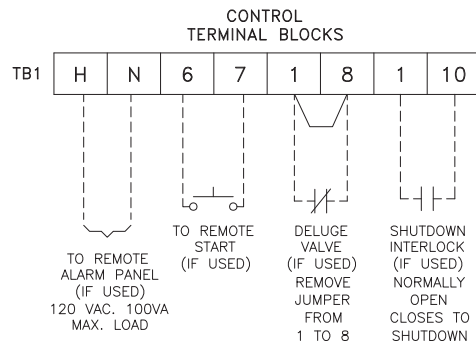
-NOTE-  
ALARM CONTACT RATING PILOT DUTY  
250 VAC, 30 VDC  
10 A. MAX. LOAD



$\textcircled{1}$  FOR PROPER WIRE SIZING, REFER TO THE NATIONAL ELECTRICAL CODE, NFPA 70.  
-USE COPPER CONDUCTORS ONLY-



- NOTES**
- Incoming line terminals are provided to accommodate wire sizes at 125% of motor full load current per NFPA 70-2008, National Electrical Code, Table 430-250, Section 695.6(c), and Table 310-73, 75° rated Copper conductors.
  - Controller is phase rotation sensitive. Incoming lines L1, L2 and L3 must be in ABC, left hand rotation sequence for proper operation of the phase monitor.
  - Motor connections shown are typical. Since motor connections vary widely, refer to the motor connection diagram for specific wiring arrangement.



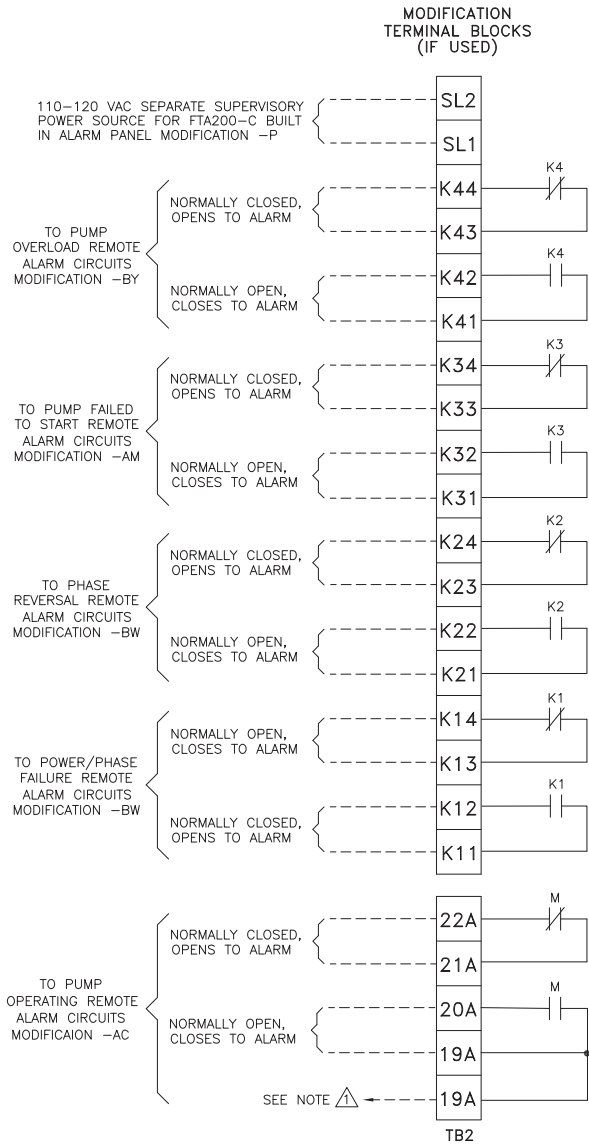
PRESSURE SYSTEM CONNECTION  
1/2" FNPT

THIRD ANGLE PROJECTION	SIZE	A	BY	DATE
	DRAWN BY	TEF	05-07-03	
	FINAL APPROVAL	TEF	05-07-03	



© Firetrol, Inc. Not for construction. Subject to change without notice.

REVISED TITLE BLOCK, ADDED NOTE FOR COPPER CONDUCTORE ONLY		A	226169	TEF	TEF	02-09-10
REVISION DESCRIPTION		REV	ECN NO	BY	APP	DATE
FIELD CONNECTIONS		FTA2000		DRAWING NUMBER		
MEDIUM VOLTAGE ELECTRIC FIRE PUMP CONTROLLER 5/7.2KV CLASS		FC2000-20				
DWG REV	B	ECN NO	281356	SHEET 1 OF 2		



SPARE TERMINALS PROVIDED FOR PARALLEL CONNECTION OF REMOTE ALARMS (IF REQUIRED)

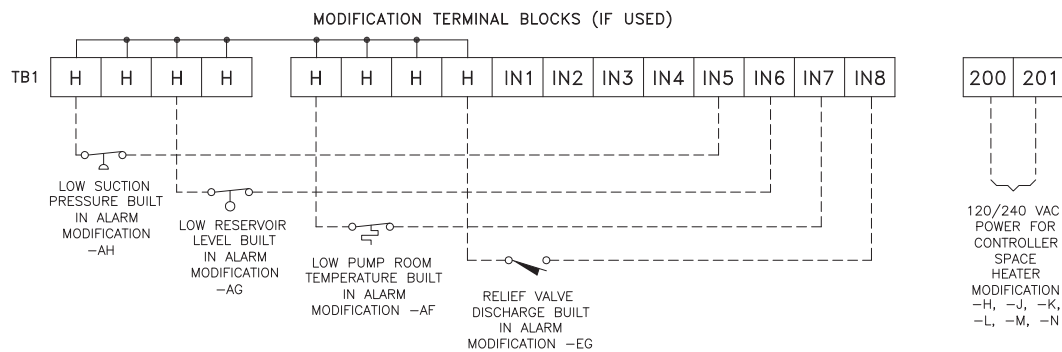
NOTE: TERMINALS FOR CUSTOMER CONNECTIONS REQUIRE 3.5MM SLOTTED SCREW DRIVER

TERMINAL TIGHTENING TORQUE		
TERMINAL TYPE	WIRE SIZE	TIGHTENING TORQUE
CONTROL AND ALARM TERMINALS	#14-12 AWG [2.5-4 MM <sup>2</sup> ]	5.6 lb-in [.6 Nm]

-USE COPPER CONDUCTORS ONLY-

-NOTE-  
ALARM CONTACT RATING PILOT DUTY  
250 VAC, 30 VDC  
10 A. MAX. LOAD

NOTE:  
TERMINAL NUMBERS SUBJECT TO CHANGE WITHOUT NOTICE FOR REFERENCE ONLY. REQUEST CONSTRUCTION DRAWINGS FROM FIRETROL OR YOUR LOCAL FIRETROL REPRESENTATIVE.



UPDATED TITLE BLOCK				B	281356	JMW	TEF	10-14-19
REVISED TITLE BLOCK, ADDED NOTE FOR COPPER CONDUCTORS ONLY				A	226169	TEF	TEF	02-09-10
REVISION DESCRIPTION				REV	ECN NO	BY	APP	DATE
FIELD CONNECTIONS				FTA2000		DRAWING NUMBER		
MEDIUM VOLTAGE ELECTRIC FIRE PUMP CONTROLLER 5/7.2KV CLASS				FC2000-20				
DWG REV B				ECN NO 281356		SHEET 2 OF 2		

All rights reserved. The drawing and the information contained or depicted herein are the sole property of Firetrol, Inc. Copies are communicated to the recipient in strict confidence and may not be retransmitted, published, reproduced, copied or used in any manner, including as the basis for the manufacture or sale of any products, without the express prior written consent of Firetrol, Inc.