



© Firetrol, Inc. Not for construction.
Subject to change without notice.

	BY	DD/MM/YY
DRAWN BY	ACD	28/02/23
FINAL APPROVAL	FC	28/02/23

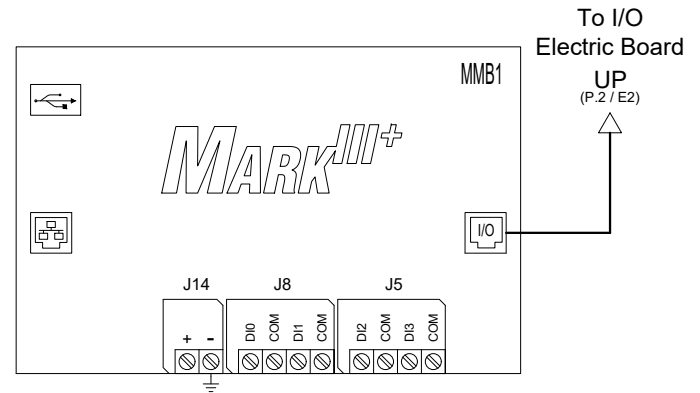
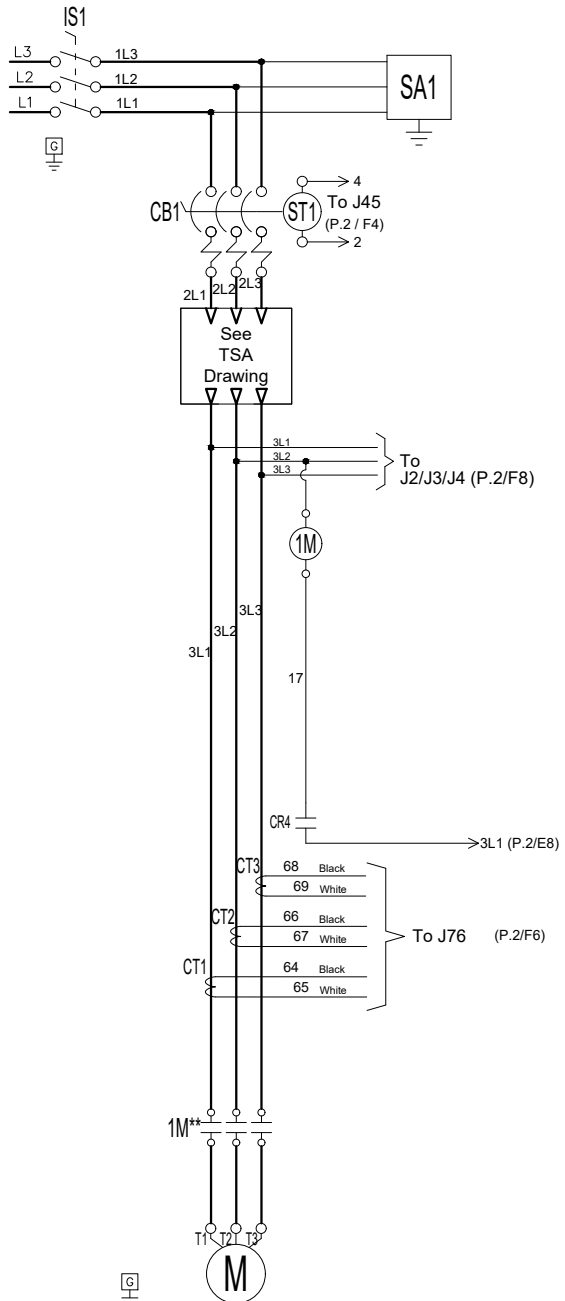
ELECTRIC FIRE PUMP CONTROLLER FULL VOLTAGE / ACROSS THE LINE WITH AUTOMATIC TRANSFER SWITCH

MODEL:FTA1000

BUILT TO THE LATEST EDITION OF THE NFPA20 & NFPA70



DRAWING NUMBER	WS1000-810/E
DWG REV. 0	
SHEET 1 OF 2	



Legend	
1M	Contactor
AB	Alarm Bell
CB	Circuit Breaker
CR	Control Relay
CT	Current Transformer
EB	Electric I/O Board
J	Jumper
LS	Limit Switch
PT	Pressure Transducer
SA	Surge Arrester
ST	Shunt Trip
SV	Solenoid Valve
MMB	Main Board
XTR	Transformer



© Firetrol, Inc. Not for construction.
Subject to change without notice.

BY		DD/MM/YY	
DRAWN BY	ACD	28/02/23	
FINAL APPROVAL	FC	28/02/23	

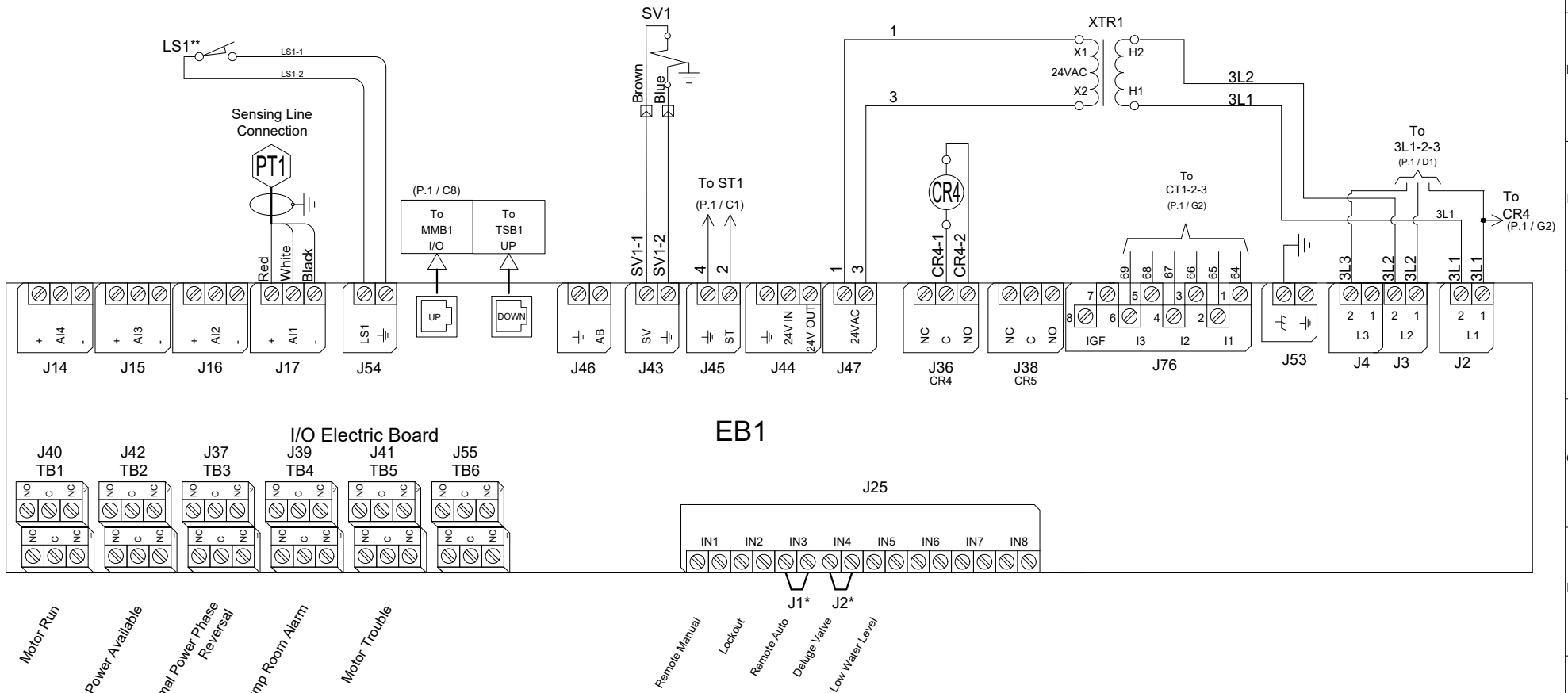
ELECTRIC FIRE PUMP CONTROLLER FULL VOLTAGE / ACROSS THE LINE WITH AUTOMATIC TRANSFER SWITCH

MODEL:FTA1000

BUILT TO THE LATEST EDITION OF THE NFPA20 & NFPA70



DRAWING NUMBER	WS1000-810/E
DWG REV. 0	
SHEET 2 OF 2	



* Remove jumper to use this feature
** Contact closes when emergency start is in "ON" position