



© Firetrol, Inc. Not for construction.
Subject to change without notice.

| | | |
|----------------|-----|----------|
| BY | | DD/MM/YY |
| DRAWN BY | ACD | 28/02/23 |
| FINAL APPROVAL | FC | 28/02/23 |

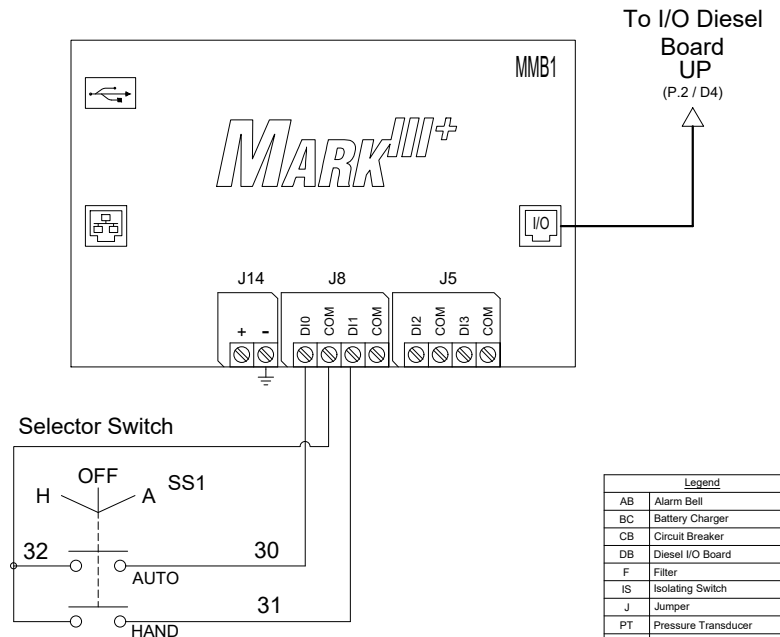
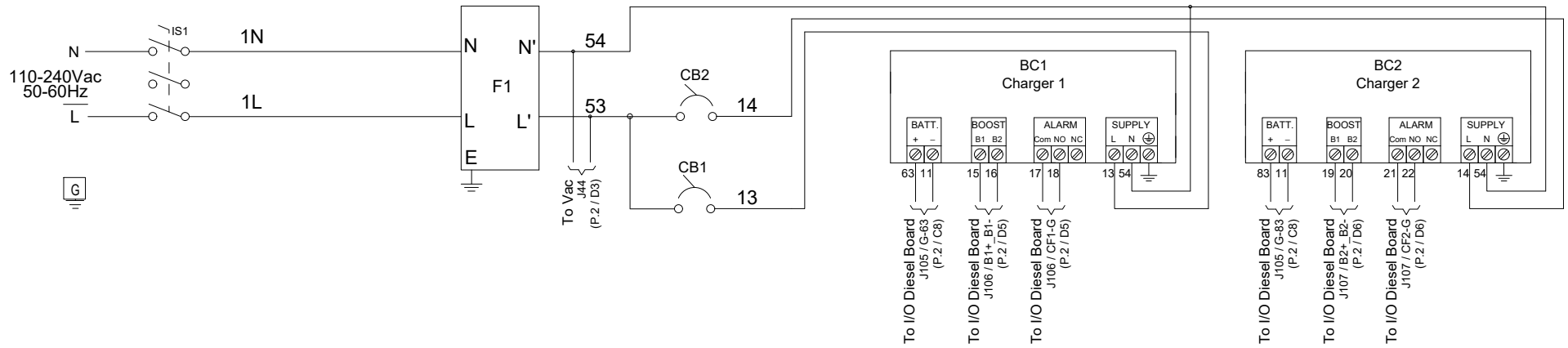
DIESEL ENGINE FIRE PUMP CONTROLLER 12VDC OR 24VDC NEGATIVE GROUND

MODEL: FTA1100

BUILT TO THE LATEST EDITION OF THE NFPA20 & NFPA70



| | |
|----------------|--------------|
| DRAWING NUMBER | WS1100-800/E |
| DWG REV. 0 | |
| SHEET 1 OF 2 | |



| Legend | |
|--------|---------------------|
| AB | Alarm Bell |
| BC | Battery Charger |
| CB | Circuit Breaker |
| DB | Diesel I/O Board |
| F | Filter |
| IS | Isolating Switch |
| J | Jumper |
| PT | Pressure Transducer |
| SS | Selector Switch |
| SV | Solenoid Valve |
| MMB | Main Board |



© Firetrol, Inc. Not for construction.
Subject to change without notice.

| | | |
|----------------|-----|----------|
| BY | | DD/MM/YY |
| DRAWN BY | ACD | 28/02/23 |
| FINAL APPROVAL | FC | 28/02/23 |

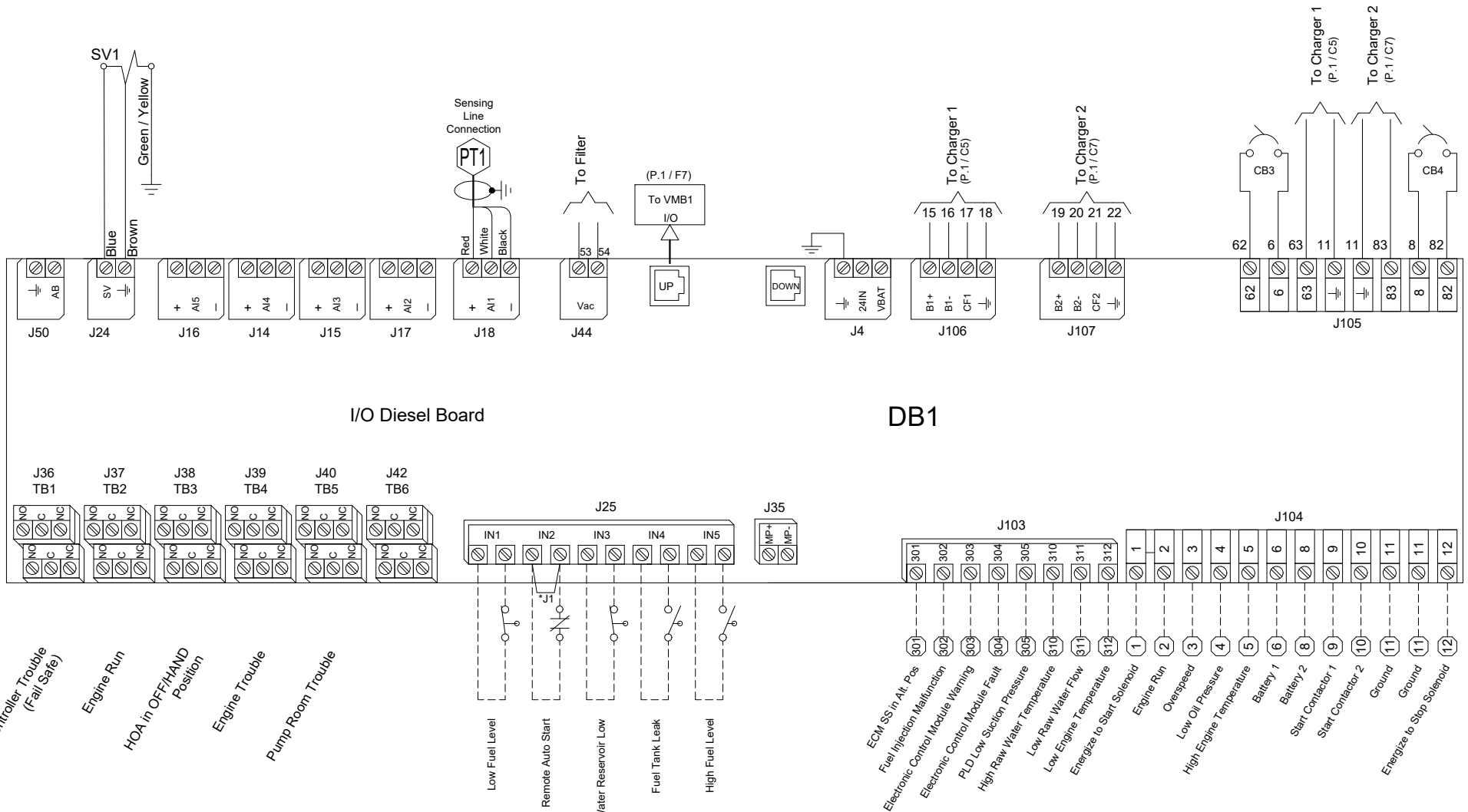
DIESEL ENGINE FIRE PUMP CONTROLLER 12VDC OR 24VDC NEGATIVE GROUND

MODEL: FTA1100

BUILT TO THE LATEST EDITION OF THE NFPA20 & NFPA70



| | |
|----------------|--------------|
| DRAWING NUMBER | WS1100-800/E |
| DWG REV. 0 | |
| SHEET 2 OF 2 | |



* Remove this jumper to use this feature