



© Firetrol, Inc. Not for construction.  
Subject to change without notice.

|                |              |
|----------------|--------------|
| BY             | DD/MM/YY     |
| DRAWN BY       | ACD 28/02/23 |
| FINAL APPROVAL | FC 28/02/23  |

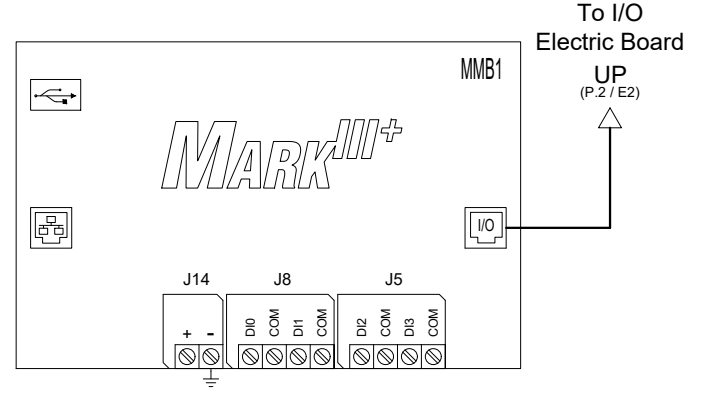
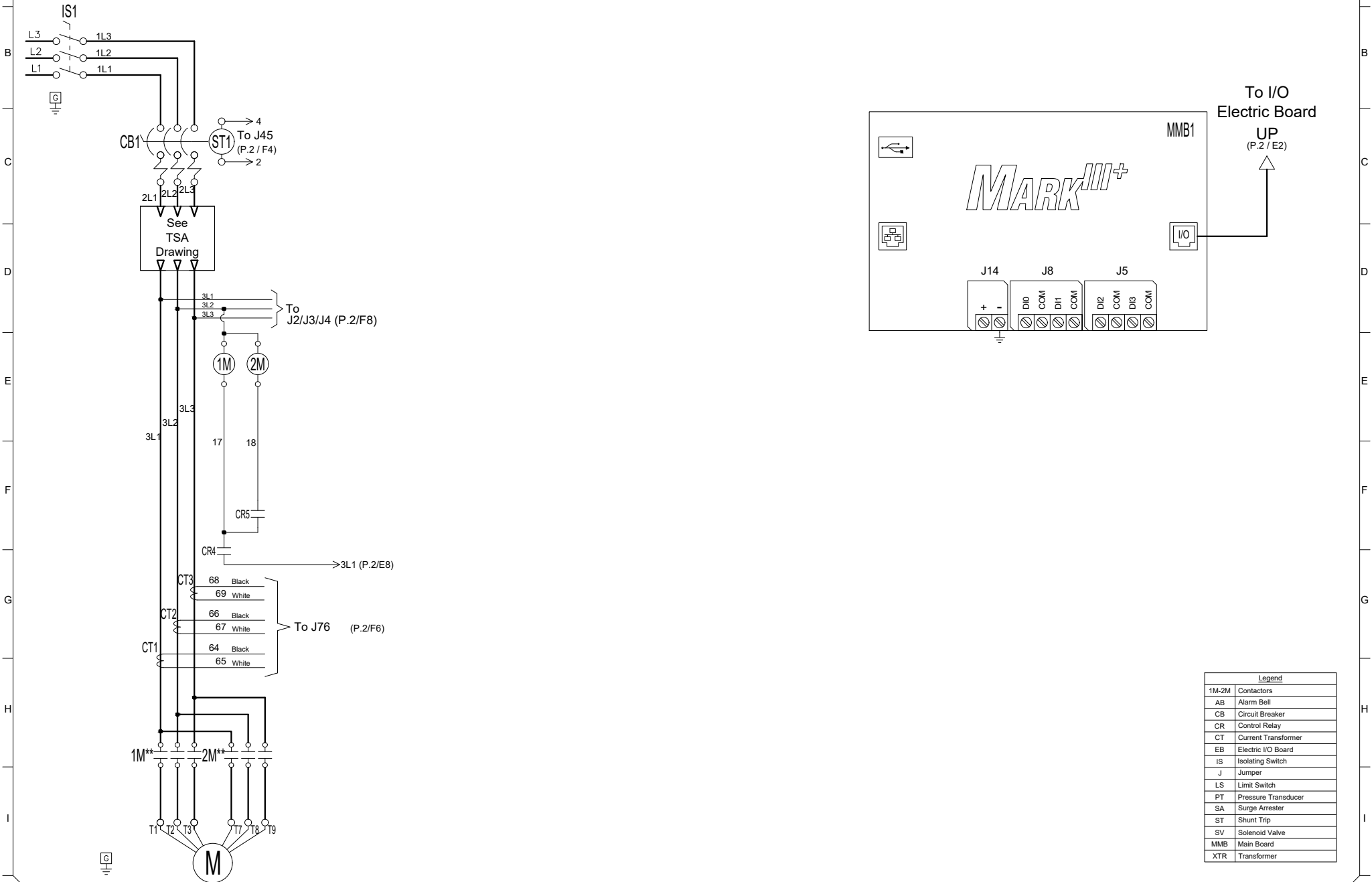
# ELECTRIC FIRE PUMP CONTROLLER REDUCED VOLTAGE / PART WINDING WITH AUTOMATIC TRANSFER SWITCH

**MODEL:FTA1250**

BUILT TO THE LATEST EDITION OF THE NFPA20 & NFPA70



|                |              |
|----------------|--------------|
| DRAWING NUMBER | WS1250-810/E |
| DWG REV. 0     |              |
| SHEET 1 OF 2   |              |



| Legend |                     |
|--------|---------------------|
| 1M-2M  | Contactors          |
| AB     | Alarm Bell          |
| CB     | Circuit Breaker     |
| CR     | Control Relay       |
| CT     | Current Transformer |
| EB     | Electric I/O Board  |
| J      | Jumper              |
| LS     | Limit Switch        |
| PT     | Pressure Transducer |
| SA     | Surge Arrester      |
| ST     | Shunt Trip          |
| SV     | Solenoid Valve      |
| MMB    | Main Board          |
| XTR    | Transformer         |



© Firetrol, Inc. Not for construction.  
Subject to change without notice.

|                |     |          |  |
|----------------|-----|----------|--|
| BY             |     | DD/MM/YY |  |
| DRAWN BY       | ACD | 28/02/23 |  |
| FINAL APPROVAL | FC  | 28/02/23 |  |

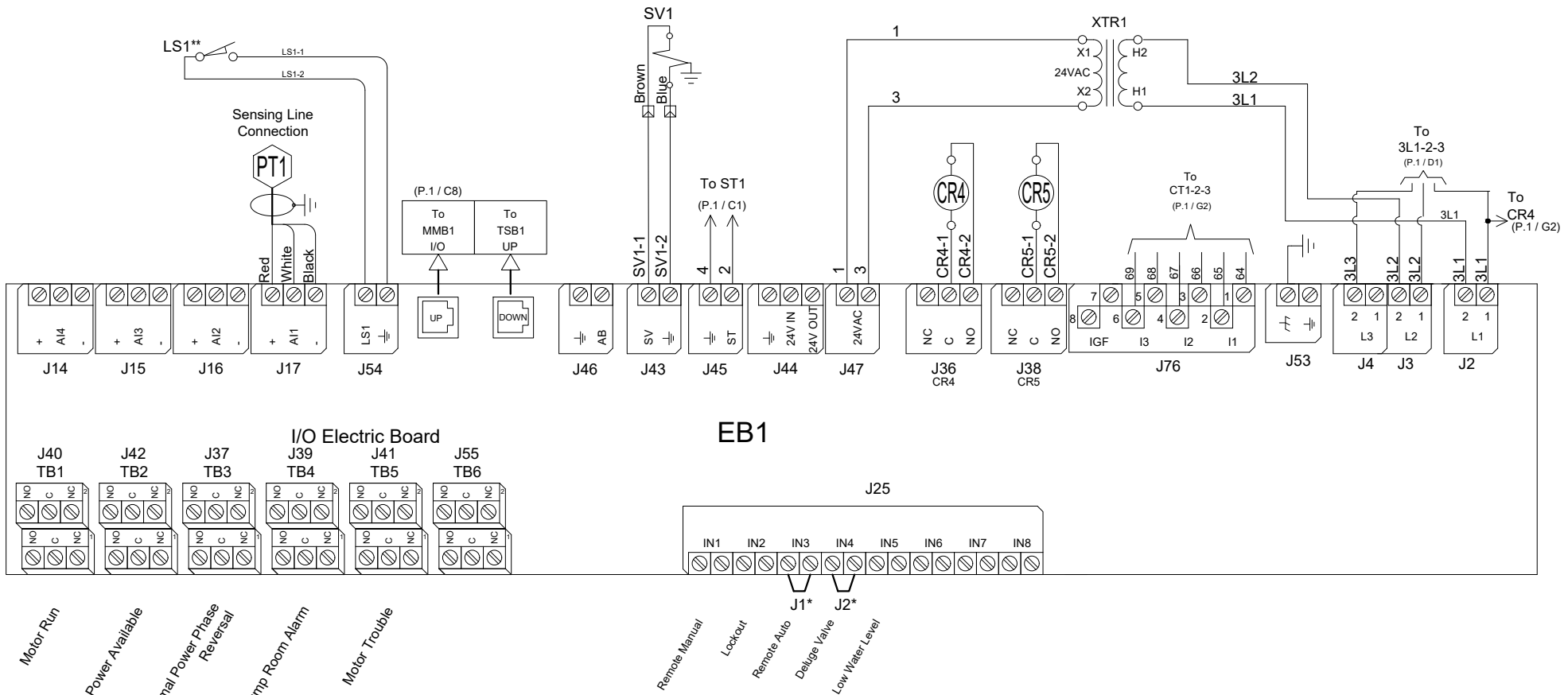
# ELECTRIC FIRE PUMP CONTROLLER REDUCED VOLTAGE / PART WINDING WITH AUTOMATIC TRANSFER SWITCH

**MODEL:FTA1250**

BUILT TO THE LATEST EDITION OF THE NFPA20 & NFPA70



|                |              |
|----------------|--------------|
| DRAWING NUMBER | WS1250-810/E |
| DWG REV. 0     |              |
| SHEET 2 OF 2   |              |



\* Remove jumper to use this feature  
\*\* Contact closes when emergency start is in "ON" position