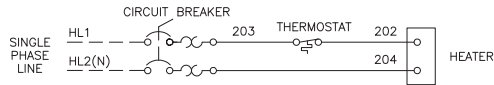
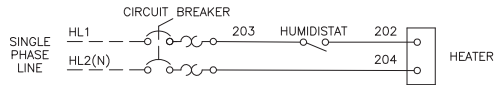


Limited Option Jockey_{XG} Pump Controllers with MMP

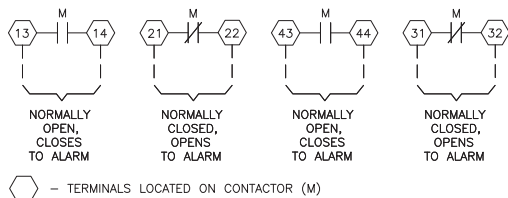
- MODIFICATION J – SPACE HEATER, 110–120VAC (WITH THERMOSTAT)
- MODIFICATION M – SPACE HEATER, 220–240VAC (WITH THERMOSTAT)



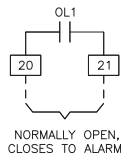
- MODIFICATION K – SPACE HEATER, 110–120VAC (WITH HUMIDISTAT)
- MODIFICATION N – SPACE HEATER, 220–240VAC (WITH HUMIDISTAT)



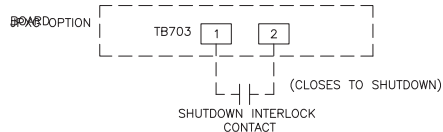
- MODIFICATION AC – PUMP OPERATING ALARM CONTACTS



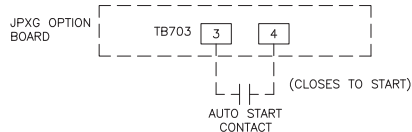
- MODIFICATION BY – PUMP OVERLOAD REMOTE ALARM CONTACT



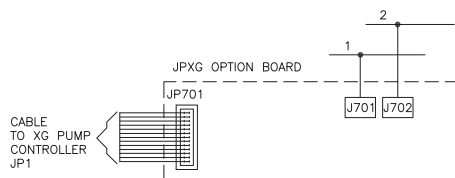
- MODIFICATION NZ – INTERLOCK SHUTDOWN IN AUTO



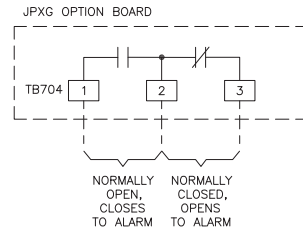
- MODIFICATION AST – REMOTE AUTO START INPUT



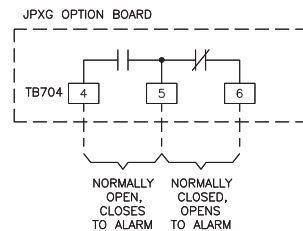
WIRING REQUIRED WHEN JPXG OPTION BOARD IS USED



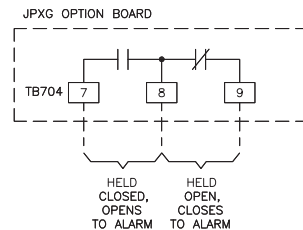
- MODIFICATION AM – PUMP FAILED TO START REMOTE ALARM CONTACTS



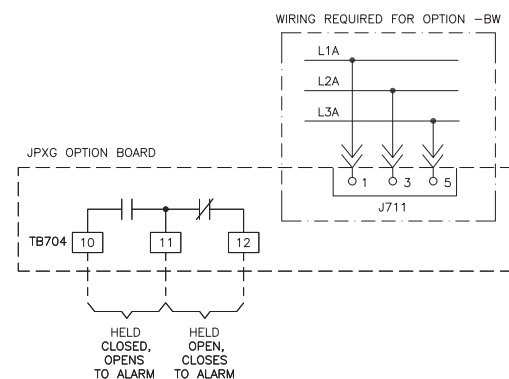
- MODIFICATION EF – SWITCH NOT IN AUTO REMOTE ALARM CONTACTS



- MODIFICATION KH – COMMON TROUBLE REMOTE ALARM CONTACTS



- MODIFICATION BW – PHASE FAILURE/REVERSAL REMOTE ALARM CONTACTS



CONTROL AND ALARM TERMINAL WIRE CAPACITY	
JPXG OPTION BOARD TERMINALS	#18–12 AWG [.75–4 MM ²]
PUMP OPERATING TERMINALS	#18–14 AWG [.75–2.5 MM ²]
CIRCUIT BREAKERS	#14–4 AWG [2.5–25 MM ²]

THIRD ANGLE PROJECTION	SIZE	A	BY	TEF	DATE	02-27-12
	DRAWN BY	TEF	DATE	02-29-12		
	FINAL APPROVAL	TEF				



© Firetrol, Inc. Not for construction. Subject to change without notice.

UPDATED TITLE BLOCK		A	280587	JMW	TEF	08-28-19
REVISION DESCRIPTION		REV	ECN NO	BY	APP	DATE
WIRING SCHEMATIC		FTA550F		DRAWING NUMBER		
JOCKEY XG PUMP CONTROLLER WITH MANUAL MOTOR PROTECTOR OPTIONS AND MODIFICATIONS		WS550-02		DWG REV A		
		ECN NO	280587	SHEET 1 OF 1		