

Wiring Schematic

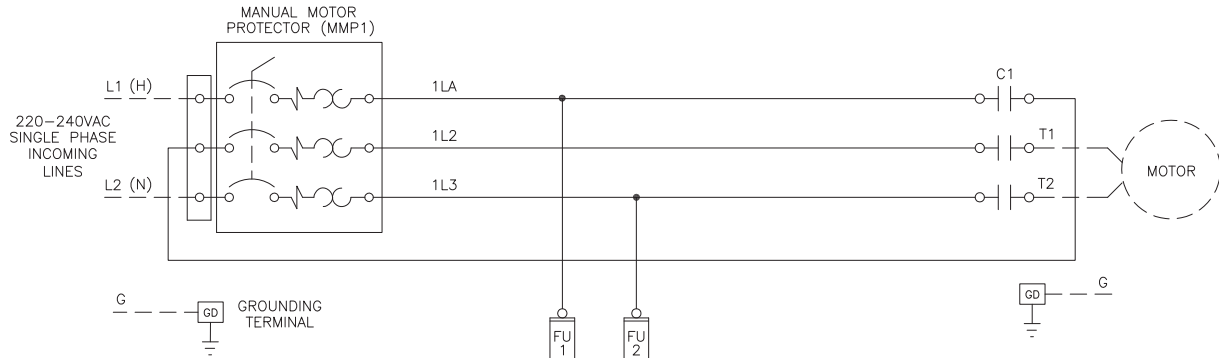
Single Phase

(220-240VAC)

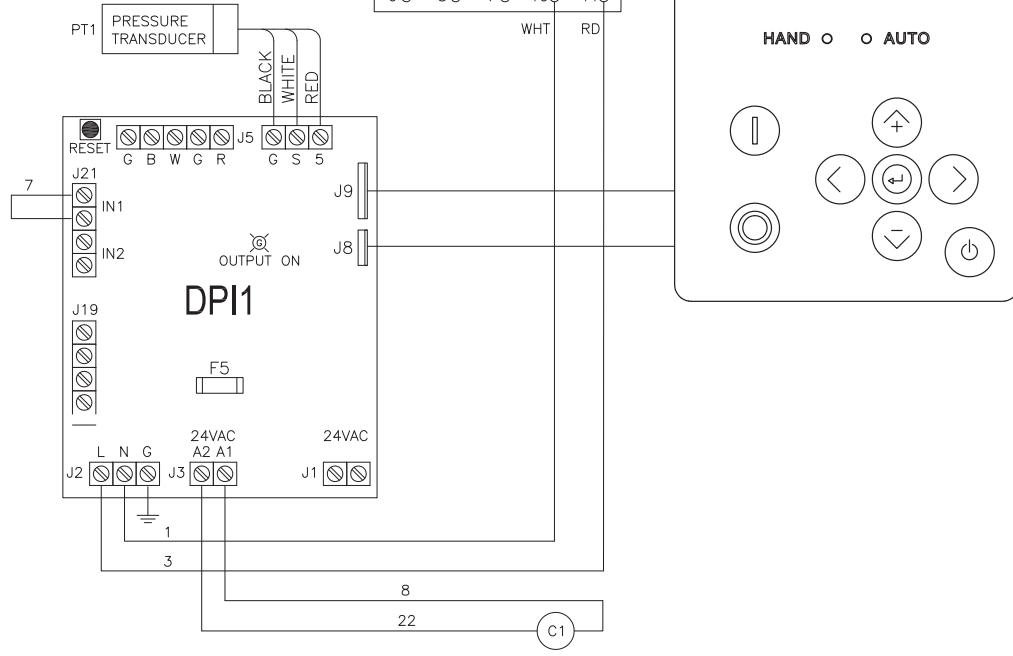


FTA560F

Limited Option Jockey Pump Controllers with MMP



CAUTION
 BONDING BETWEEN CONDUIT CONNECTIONS IS NOT AUTOMATIC AND MUST BE PROVIDED AS PART OF THE INSTALLATION.



NEUTRAL AND GROUND TERMINALS WIRE CAPACITY (CU)

#12 AWG - #2 AWG
4 MM ² - 35 MM ²

PRESSURE SYSTEM CONNECTION
 1/2" FNPT

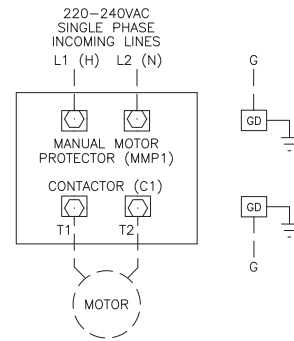
LINE TERMINALS—WIRE CAPACITY (CU)

MOTOR HORSEPOWER	WIRE SIZE COPPER ONLY
220-240V	
5	#10 AWG - #8 AWG 6 MM ² - 10 MM ²

MOTOR TERMINALS—WIRE CAPACITY (CU)

MOTOR HORSEPOWER	WIRE SIZE COPPER ONLY
220-240V	
5	#14 AWG - #8 AWG 2.5 MM ² - 10 MM ²

1 FOR CORRECT WIRE SIZING, REFER TO NATIONAL ELECTRICAL CODE, NFPA 70.



DRAWING FOR INFORMATION ONLY.
 MANUFACTURER RESERVES THE RIGHT TO MODIFY THIS DRAWING WITHOUT NOTICE.
 CONTACT MANUFACTURER FOR AS BUILT DRAWING.

	SIZE A	BY	DATE	<p>© Firetrol, Inc. Not for construction. Subject to change without notice.</p>	REVISION DESCRIPTION	REV	ECN NO	BY	APP	DATE	
	DRAWN BY	TEF	10/25/21		WIRING SCHEMATIC	FTA560F	DRAWING NUMBER WS560-13				
	FINAL APPROVAL	TEF	10/25/21		FTA560F 220-240VAC SINGLE PHASE JOCKEY PUMP CONTROLLER	DWG REV	ECN NO	SHEET 1 OF 1			

All rights reserved. The drawing and the information contained or depicted herein are the sole property of Firetrol, Inc. Copies are communicated to the recipient in strict confidence and may not be retransmitted, published, reproduced, copied or used in any manner, including as the basis for the manufacture or sale of any products, without the express prior written consent of Firetrol, Inc.